


10/100 BASE-TX SINGLE PORT TRANSFORMER MODULE

Ruggedized



- Compliant with IEEE 802.3 standard
- 350µH OCL with 8mA bias at extended temperatures
- Operating Temperature: 100B-1027: -40°C to +85°C
100B-1027X: -55°C to +125°C
- Storage Temperature: -55°C to +125°C
- Lead finish: Hot Dip Sn63/Pb37 Solder
- Moisture Sensitivity Level: 3

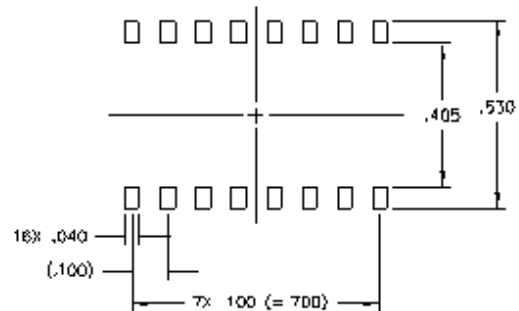
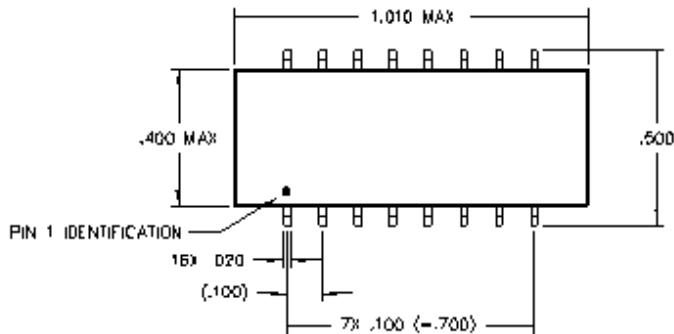
Electrical Specifications @ 25°C

Part Number	Insertion Loss (dB Min)	Return Loss (dB Max)						Crosstalk (dB Max)			Differential To Common Mode Rejection (dB Max)			Dielectric Withstanding Voltage @5s MIN (Vrms)	
		0.1-100 MHz	2 MHz	30 MHz	50 MHz	60 MHz	80 MHz	100 MHz	30 MHz	60 MHz	100 MHz	30 MHz	60 MHz		100 MHz
100B-1027	-1.4	-18	-18	-14	-12	-10	-8	-45	-38	-33	-42	-37	-33	Primary to Secondary	1500
100B-1027X	-1.4	-18	-18	-14	-12	-10	-8	-45	-38	-33	-42	-37	-33	Primary to Secondary	1500

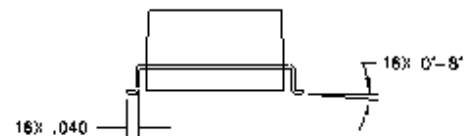
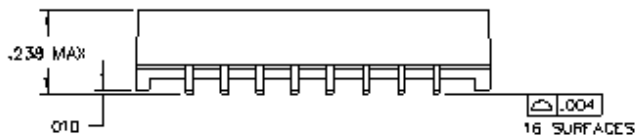
Notes: 1. Add suffix "T" to part number for Tape & Reel package (ie: 100B-1027T).
2. Add suffix "NL" for RoHS compliant part; i.e. 100B-1027 becomes 100B-1027NL.

Mechanical

100B-1027(X)



SUGGESTED PAD LAYOUT



DIMENSIONS: INCHES
UNLESS OTHERWISE SPECIFIED.
ALL TOLERANCES ARE ±.010

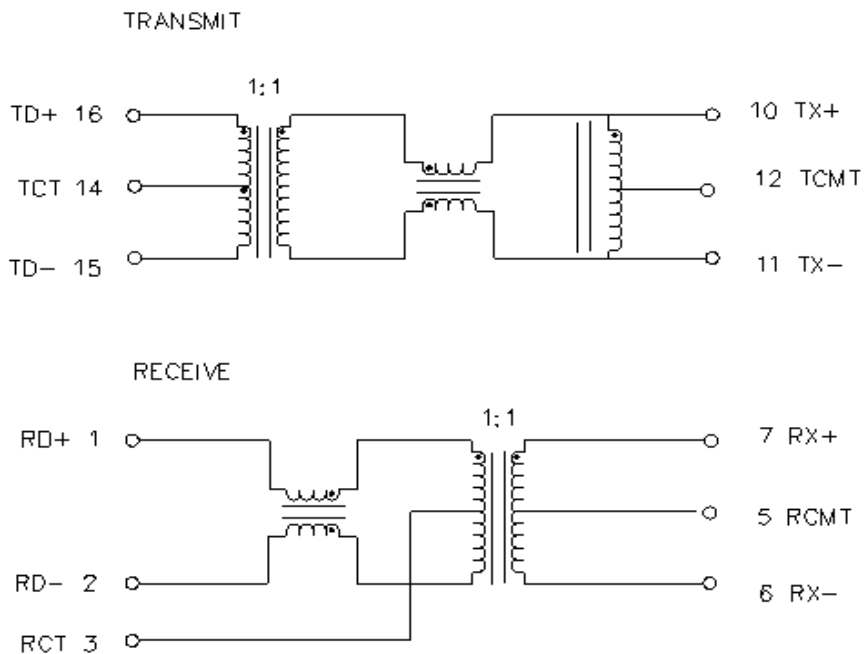
WEIGHT.....3.5GRAMS MAX
TAPE AND REEL.....300PCS/REEL
TUBE..... 20PCS/TUBE

10/100 BASE-TX SINGLE PORT TRANSFORMER MODULE

Ruggedized

Electrical Schematic

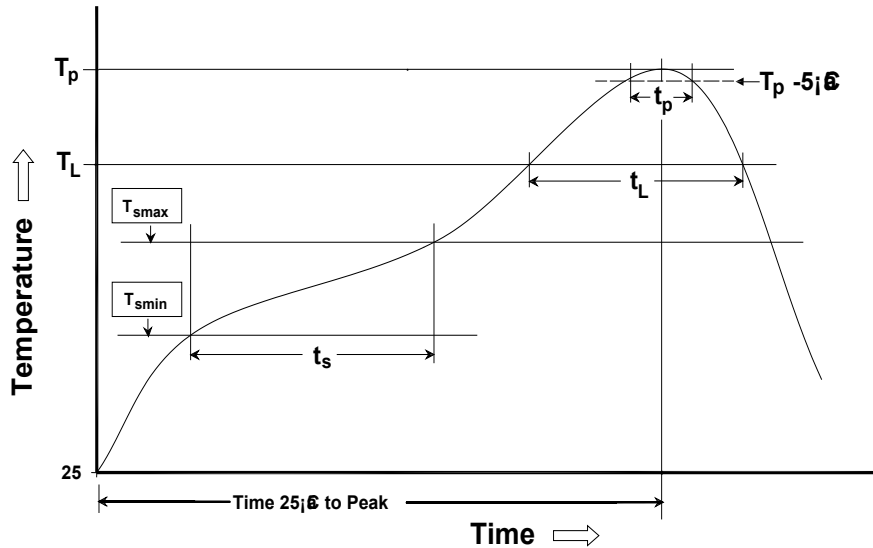
100B-1027(X)



10/100 BASE-TX SINGLE PORT TRANSFORMER MODULE

Ruggedized

No Lead Recommended Reflow Profile (Based on J-STD-020D)



T_{SMIN} (°C)	T_{SMAX} (°C)	T_L (°C)	T_P (°C MAX)	t_s (s)	t_L (s)	t_p (s MAX)	Ramp-up rate (T_L to T_P)	Ramp-down rate (T_P to T_L)	Time 25°C to peak temperature (s MAX)
150	200	217	245	60-120	60-150	30	3°C/s MAX	6°C/s MAX	480

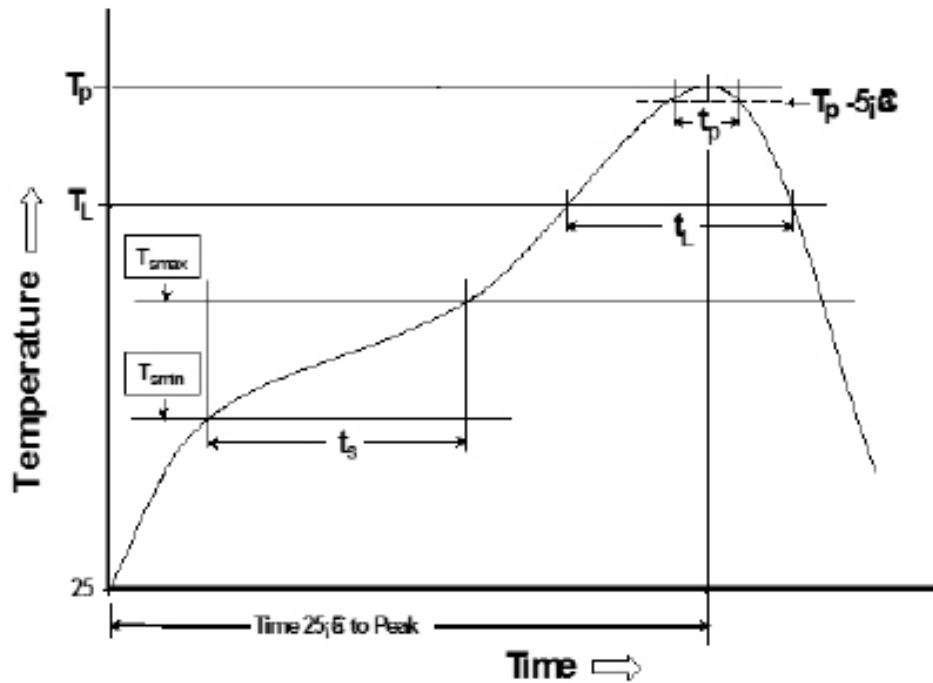
Notes:

1. All temperatures measured on the package leads.
2. Maximum times of reflow cycle: 2.

10/100 BASE-TX SINGLE PORT TRANSFORMER MODULE

Ruggedized

Tin/Lead Recommended Reflow Profile (Based on J-STD-020D)



T_{SMIN} (°C)	T_{SMAX} (°C)	T_L (°C)	T_P (°C MAX)	t_s (s)	t_L (s)	t_p (s MAX)	Ramp-up rate (T_L to T_P)	Ramp-down rate (T_P to T_L)	Time 25°C to peak temperature (s MAX)
100	150	183	235	60-120	60-150	20	3°C/s MAX	6°C/s MAX	360

Notes:

1. All temperatures measured on the package leads.
2. Maximum times of reflow cycle: 2.

For More Information

PulseR North America
Headquarters
311 Sinclair Road,
Bristol, PA 19007-1524
U.S.A.

For Global Sales Representatives and Locations Visit:
<http://www.pulseruggedized.com>

Tel: +1.215.781.6400
Fax: +1.215.781.6403

Performance warranty of products offered on this data sheet is limited to the parameters specified. Data is subject to change without notice. Other brand and product names mentioned herein may be trademarks or registered trademarks of their respective owners. © Copyright, 2019. PulseR, LLC. All rights reserved.